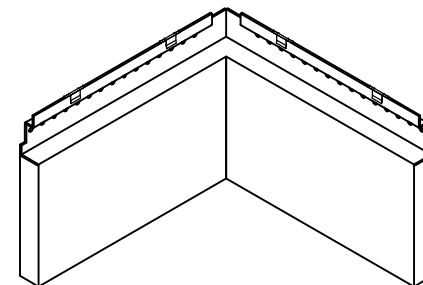
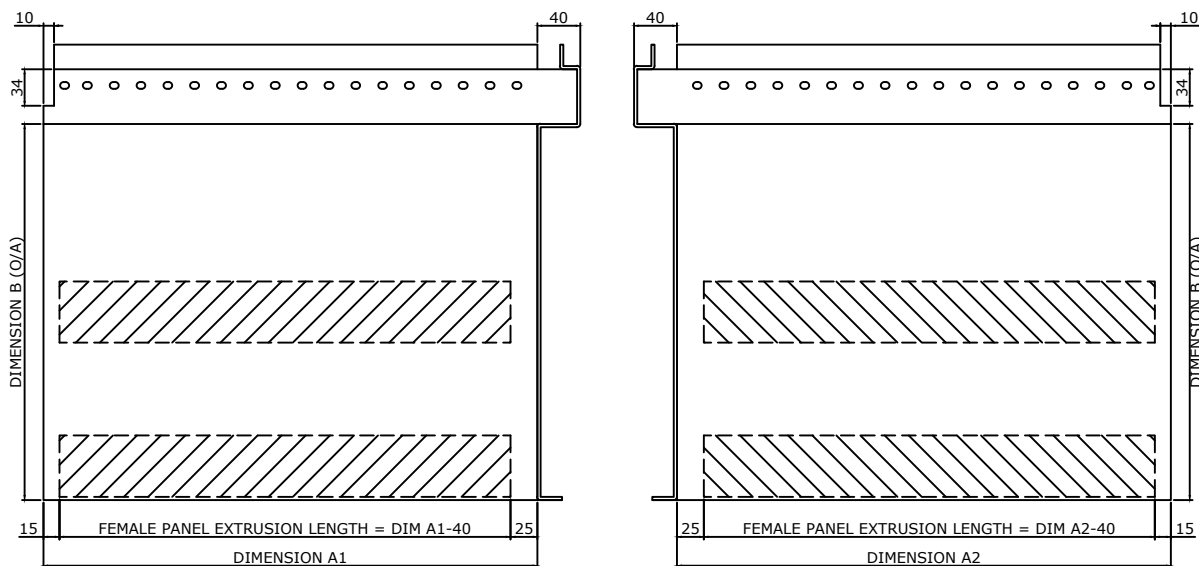
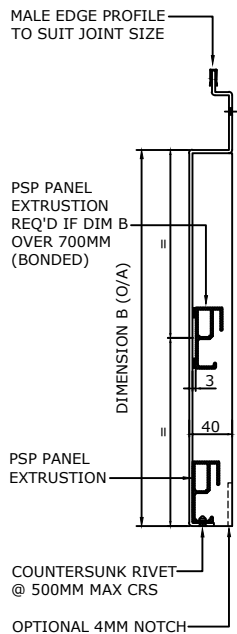


PSP MATRIX SF INT CORNER RAINSCREEN PANEL SPECIFICATION SHEET/ORDER FORM

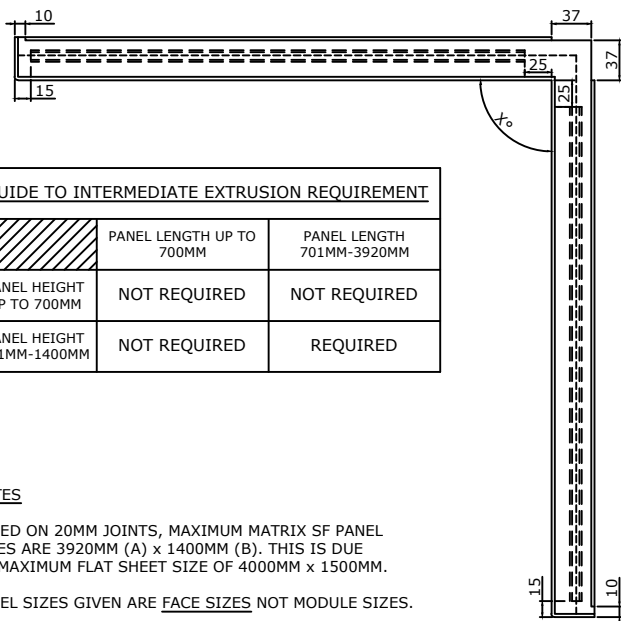
SHEET NO. ____ OF ____



ISOMETRIC VIEW OF PANEL

PANEL OUTER SKIN:	
MATERIAL:	ALUMINIUM
GAUGE:	
COLOUR:	

HORIZONTAL JOINT SIZE:		VERTICAL JOINT SIZE:	
------------------------	--	----------------------	--



GUIDE TO INTERMEDIATE EXTRUSION REQUIREMENT		
	PANEL LENGTH UP TO 700MM	PANEL LENGTH 701MM-3920MM
PANEL HEIGHT UP TO 700MM	NOT REQUIRED	NOT REQUIRED
PANEL HEIGHT 701MM-1400MM	NOT REQUIRED	REQUIRED

NOTES

BASED ON 20MM JOINTS, MAXIMUM MATRIX SF PANEL SIZES ARE 3920MM (A) x 1400MM (B). THIS IS DUE TO MAXIMUM FLAT SHEET SIZE OF 4000MM x 1500MM.

PANEL SIZES GIVEN ARE FACE SIZES NOT MODULE SIZES.

PANEL REF:	PANEL FACE LENGTH (A1):	PANEL FACE LENGTH (A2):	PANEL FACE HEIGHT (B):	INTERMEDIATE EXTRUSION REQ'D (A1):	INTERMEDIATE EXTRUSION REQ'D (A2):	ANGLE (X):	NO. REQ'D	

PVC JOINT CLIPS:
(REQ'D TO MALE EDGE @ 1M MAX CRS)

	NO REQ'D:



All Saints Industrial Estate
Shildon
County Durham
DL4 2RD

Tel:- 00 44 (0) 1388 770490
Fax:- 00 44 (0) 1388 778068
Email:- design@pspuk.com

www.pspuk.com